



REEL ROTATOR

LFRRM/LFSRRM - ELFRRM/ELFSRRM - ELFRRE/ELFSRRE -
SELFRRRE/SELFSSRRE - SELFRRP/SELFSSRP



REEL ROTATOR

SAFETY FEATURES

REEL LIFTER



Reel Rotator

With the reel rotator you can lift up heavy reels from a pallet, rotate and place them in a packaging machine without physical effort

The two main benefits of the reel rotator: Avoid manual material handling; and ensure precise and careful handling of heavy reels.

To **manually** lift and turn heavy reels is a physically straining, exhausting and very inefficient solution for handling such large objects. With the reel rotator you can boost your performance, as one operator can do the job repeatedly, without compromising on quality, efficiency or safety.

Working with reels requires **careful movements**

and precise placement. Besides from being big and heavy, the reels are often fragile and very valuable, and must be handled carefully. The risk of dropping the reels or causing damages/scratches is high with human strength, but with the reel rotator you ensure a high level of safety - for your reels, your employees and your surroundings.

The reel rotator is a perfect match for companies in the printing and packaging industry. And together with the reel lifter, you have the optimal solution for handling your reels.



Intuitive screen to preset rotation angles and speed

Short overall measurements

Handles reel diameters from Ø4.7 to Ø50 inch

Secured against opening by mistake



Foot protectors and shielded chains



Remote control for electric clamping, lifting, lowering, and rotation



Ergonomically correct handle

Reel Rotator

With its strong and compact design, the reel rotator is the perfect solution for handling heavy reels safely and efficiently. It is very easy to operate and maneuver, and with it you can:

- Lift reels vertically from a pallet (the axle pointing up) and place in a machine
- Lift reels horizontally out of a machine - e.g. packing, printing or production machines

If you need to lift a reel horizontally from a pallet, you will need the reel lifter to pick up the reel first, and then grab it with the reel rotator.

The reel rotator comes in different versions for different usages.
See next page.

We use a special oil for all products, which is tested in cold atmospheres down to at least -10 degrees C.



Safety first

You can never be too careful, when it comes to handling heavy items. Both in terms of the operators, the items and the surroundings. Therefore, the reel rotator has several important safety features:

- Rubber-covered gripping pads for high friction and gentle grip on reels.
- The grippers cannot open by mistake during transportation, regardless of model and clamping method.
- When lifting reels above 80 kg, once they are clamped, the reels can only be released, when they are supported by e.g. a pallet or the floor.
- For models with electric rotation, it is not possible to rotate below lifting height of 825 mm.
- Programmable rotation degree for electric rotation.
- Automatic adjustable pressure depending on diameter of the reel (SELFRRP/SELFRRP)



Reel Lifter

Space - or lack of - is often a factor, when placing reels in production, printing or packaging machines. And this is where the reel lifter becomes handy. You also need this machine if you need to place a reel from the Reel Rotator to the ground with the eye pointing to horizon.

The reel lifter is a small, compact, but very powerful tool, very suitable for placing or removing heavy reels gently in various machines where space is limited. Plus it runs very smoothly compared to other reel carts in the market

With the reel lifter you avoid awkward, physical and unnecessary manual reel handling, as assistance to the reel rotator.



STANDARD FEATURES

- ✓ Foot protector
- ✓ Foot brake

STANDARD FEATURES

Manual

- ✓ Foot protector
- ✓ Hand brake

Electric

- ✓ Hand brake
- ✓ Remote control
- ✓ Foot protector

Fully powered

- ✓ Motor brake
- ✓ Remote control
- ✓ Foot protector

Reel rotator (manual, electric and fully powered)

Our standard reel rotator come in different versions of operation:

Manual (LFRRM - full manual operation)

Electric (ELFRRM - electric lifting and clamping, manual rotation and propulsion)

Electric (ELFRRE - electric lifting, clamping and rotation, manual propulsion)

Fully powered (SELFRRE - full electric operation)

If you need to transport and rotate heavy reels on a daily basis, we recommend our fully powered (SELFRRE) or electric (ELFRRE) models.

If you only transport short distances or if you do not need to lift and rotate reels regularly, the electric (ELFRRM) or manual (LFRRM) models may be a good choice.

We use a special oil for all products, which is tested in cold atmospheres down to at least -10 degrees C.




Reel rotator with automatic adjustable pressure

If you handle fragile reels, e.g. paper reels, our fully powered reel rotator with automatic adjustable pressure is a good choice for you.

With this version, the pressure of the clamps is automatically adjusted according to the diameter of the reel.

This way you avoid the risk of either dropping the reels due to too little pressure, or damaging the reels due to too much pressure.

This version has electric transportation, lifting, rotation and clamping.

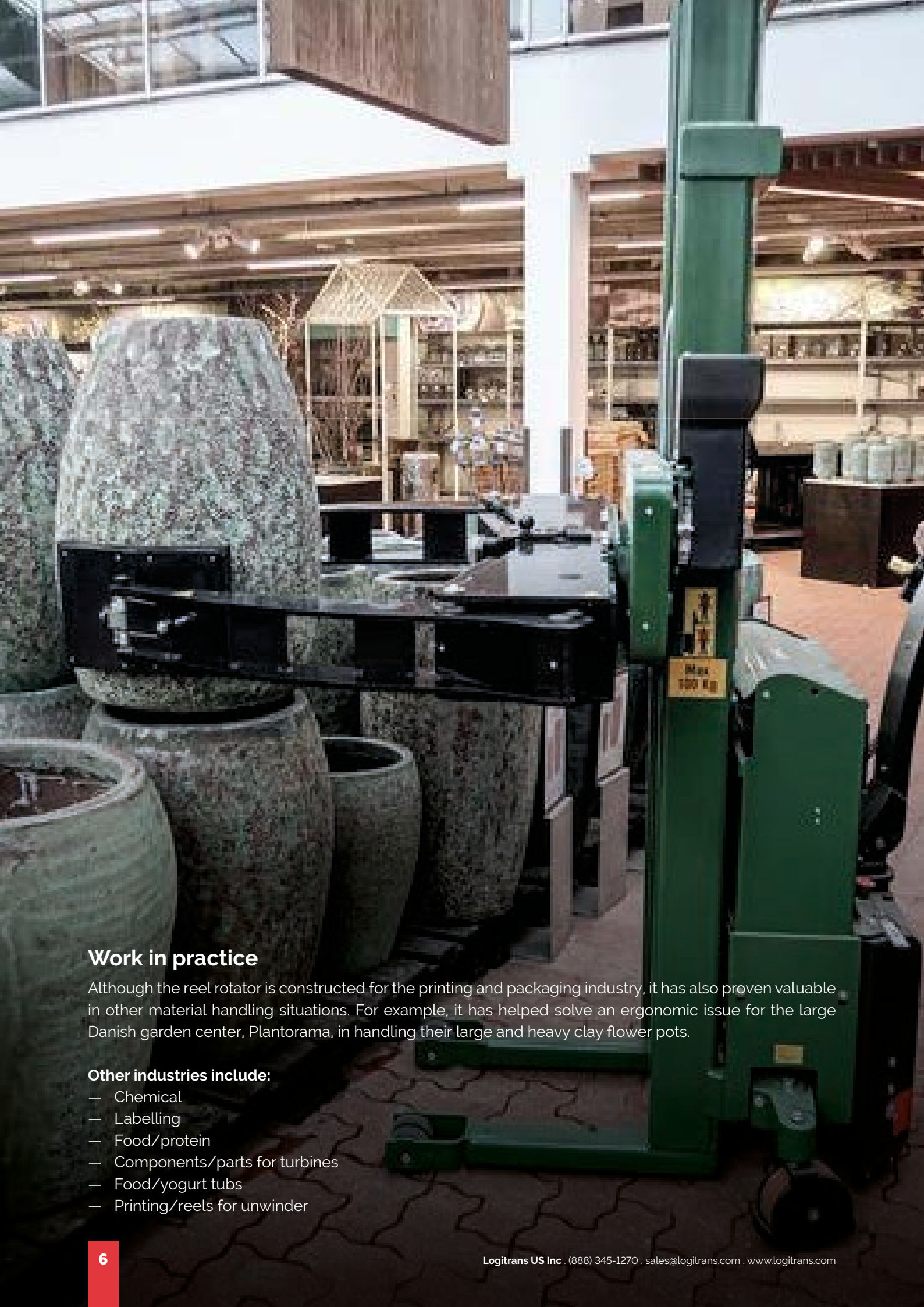


Reel rotator with straddle legs (manual, electric and fully powered)

All our reel rotators are also available with straddle legs.

This extra space between the legs makes it possible to grab reels from all types of pallets – also closed ones.

The straddle legs models have same features and functionalities as our standard trucks.

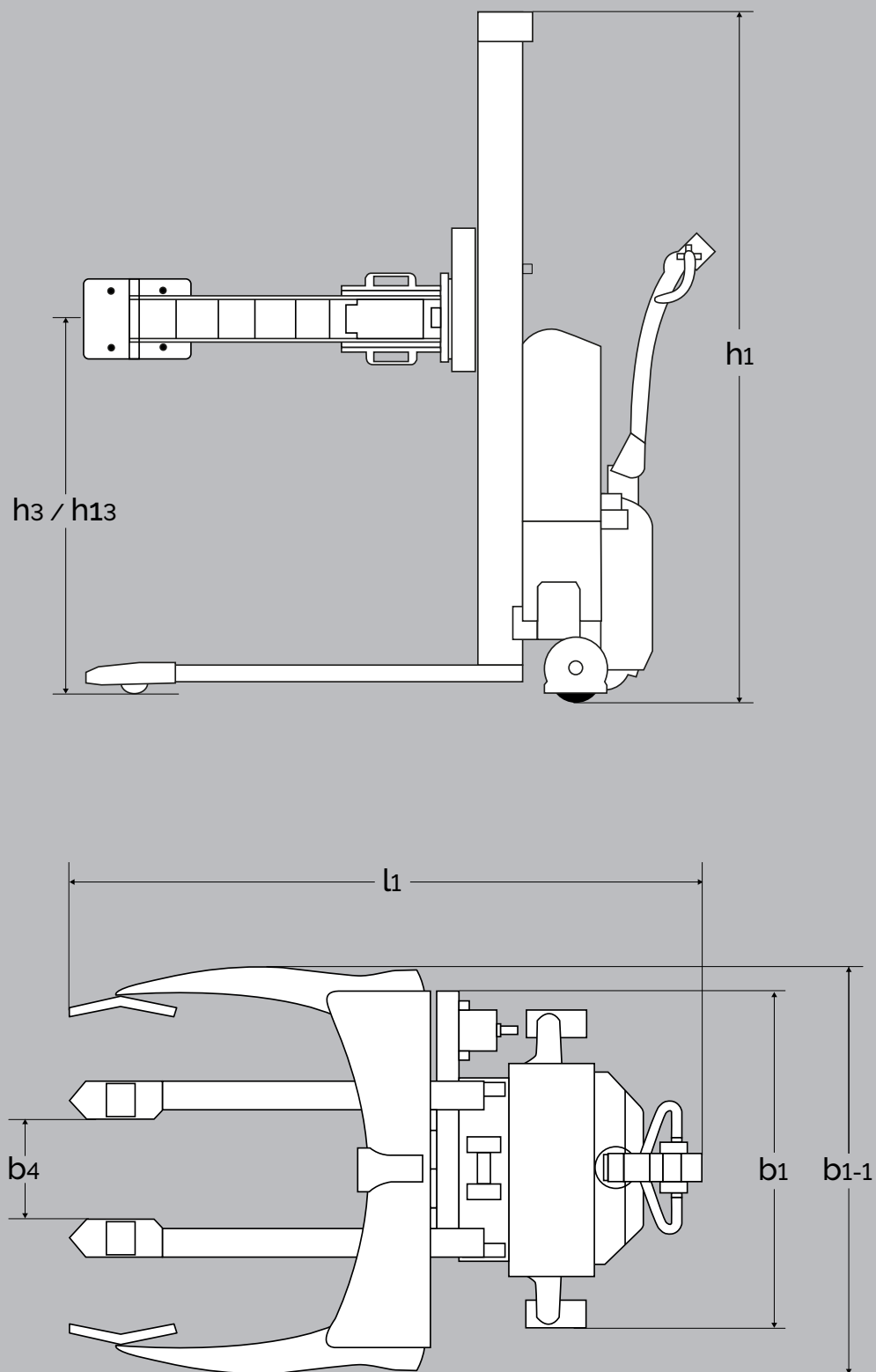


Work in practice

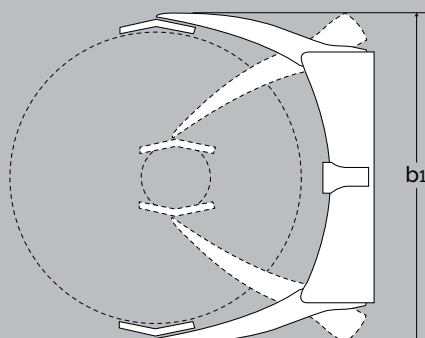
Although the reel rotator is constructed for the printing and packaging industry, it has also proven valuable in other material handling situations. For example, it has helped solve an ergonomic issue for the large Danish garden center, Plantorama, in handling their large and heavy clay flower pots.

Other industries include:

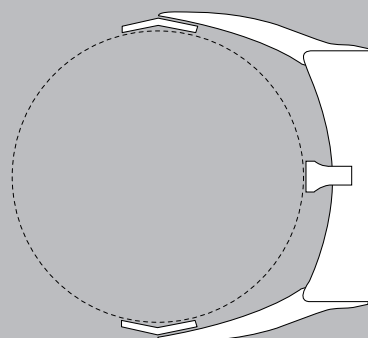
- Chemical
- Labelling
- Food/protein
- Components/parts for turbines
- Food/yogurt tubs
- Printing/reels for unwinder



Can be adjusted for two-points or three points clamping



Two-points clamping

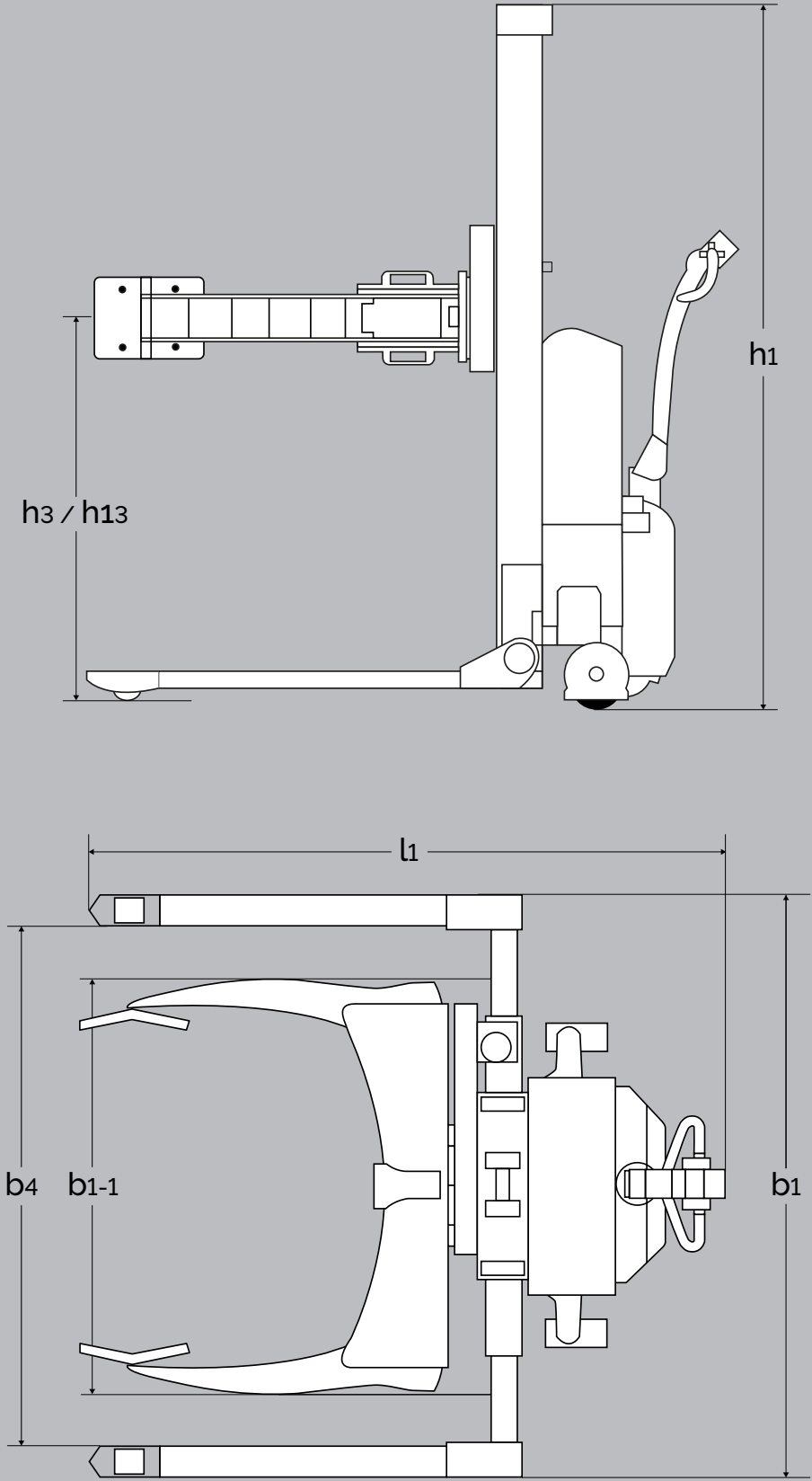


Three-points clamping

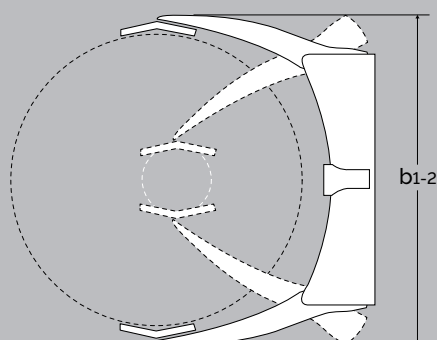
PRODUCT (measured in inch)		LFRRM 1001	ELFRRM 1001	ELFRE 1001	SELFRE MAXI 1003	SELFSRREP MAXI 1003
Capacity in lbs		1100 lbs	1100 lbs	1100 lbs	1100 lbs	700 lbs
Reel diameter - two-points clamping		4.75 - 50.00				
Reel diameter - three-points clamping		31.5 - 50.00				
Opening gripping arms		Max 51.2				
Dimensions clams		width 6.2 / length 11.8				
Lifting height	h ₃	68.9				
Overall height	h ₁	75.8			76	
Overall width	b ₁	38.6				
Overall width gripping arms min.	b ₁₋₁	45.3				
Overall width gripping arms max.	b ₁₋₂	56.9				
Width between legs	b ₄	11.25				
Overall length	l ₁	63.75	68	68	77.7	
Lowered height	l ₁₃	8.6				
Rotation height	h ₁₃	Min 32.5				
Gangway	A _{st}	90°			86.5°	
Turning angle of wheels		210°				
Driving motor					1.2 kW 24 V**	
Driving speed with/without load					Below 19.5" lift: 3.1/3.7 mph, over 19.5" lift: 1.8/2.4 mph	
Pump motor			1.1 kW 12 V	1.1 kW 12 V	1.2 kW 24 V	
Lifting speed with / without load		Normal/quick: 1/3" and 1" per pump	2"/2.75" per sec.	2"/2.75" per sec.	2.75" per sec/4.75" per sec	
Lowering speed with / without load		Max. 2" per sec. / Max. 2.8" per sec.	4.75" per sec/ 2" per sec	4.75" per sec/ 2" per sec.	4.75" per sec/2.75" per sec	
Weight in lbs (no battery)		838 lbs	904 lbs	904 lbs	1059 lbs	1070 lbs

* tests show that 67" are enough.

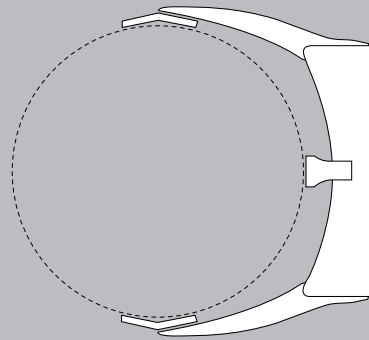
** speed control electronically variable.



Can be adjusted for two-points or three points clamping



Two-points clamping

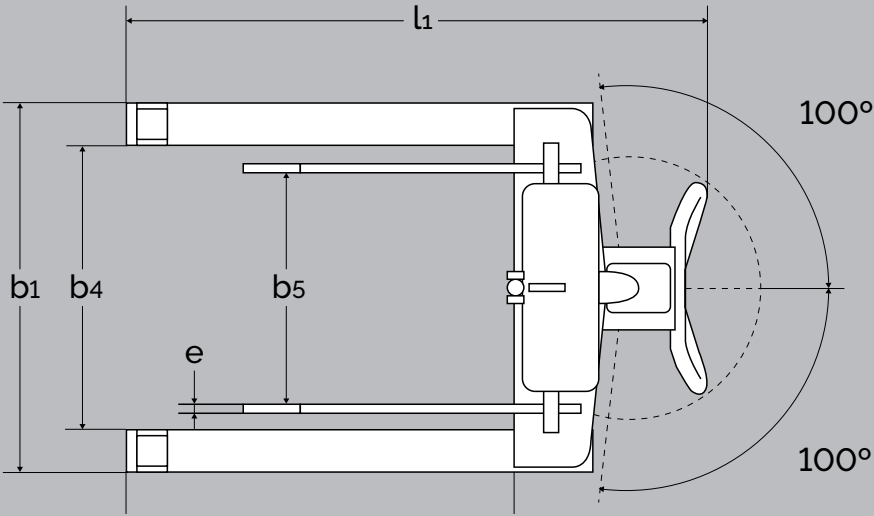
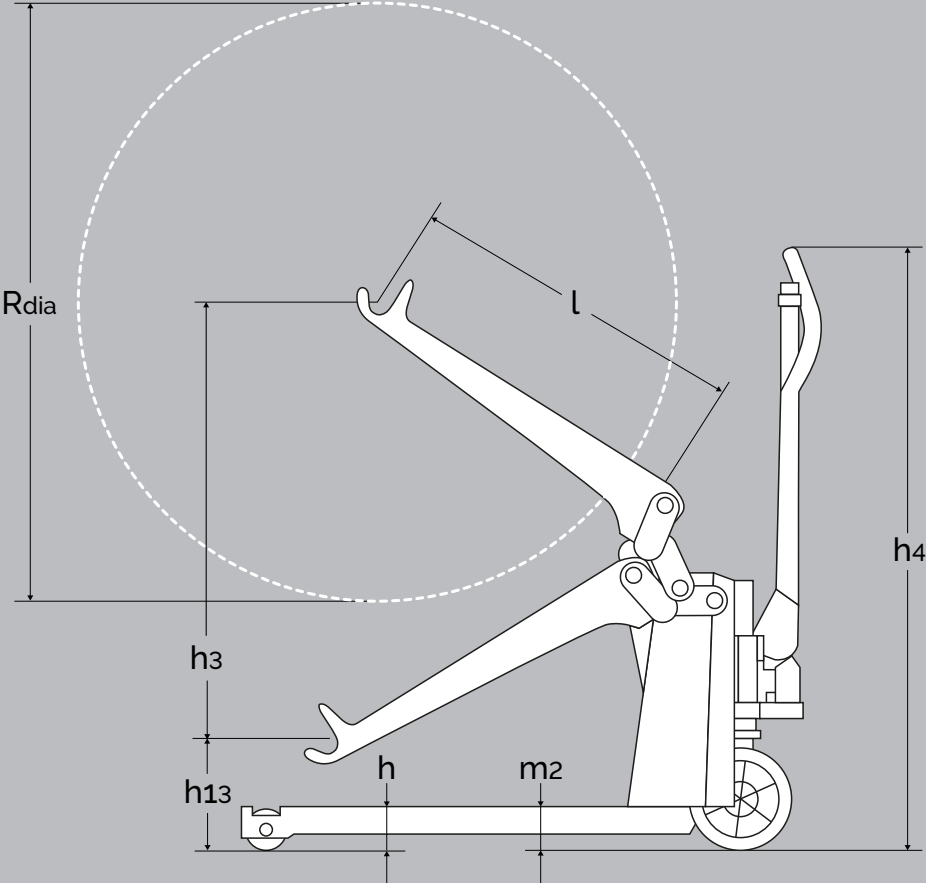


Three-points clamping

PRODUCT (measured in inch)		LFSRRM 1001	ELFSRRM 1001	ELFSRRE 1001	SELSRRE MAXI 1003	SELSRREP MAXI 1003
Capacity in lbs		1100 lbs	1100 lbs	1100 lbs	1100 lbs	700 lbs
Reel diameter - two-points clamping		4.75 - 50.00				
Reel diameter - three-points clamping		31.5 - 50.00				
Opening gripping arms		Max 51.2				
Dimensions clams		width 6.2 / length 11.8				
Lifting height	h ₃	68.9				
Overall height	h ₁	75.8			76	
Overall width	b ₁	38.6				
Overall width gripping arms min.	b ₁₋₁	45.3				
Overall width gripping arms max.	b ₁₋₂	56.9				
Width between legs	b ₄	11.25				
Overall length	l ₁	63.75	68	68	77.7	
Lowered height	h ₁₃	8.6				
Rotation height		Min 32.5				
Gangway	A _{st}	90° - tests show that 67" are enough			86.5°	
Turning angle of wheels		210°				
Driving motor					1,2 kW 24 V**	
Driving speed with/without load					Below 19.5" lift: 3.1/3.7 mph, over 19.5" lift: 1.8/2.4 mph	
Pump motor			1,1 kW 12 V	1,1 kW 12 V	1,2 kW 24 V	
Lifting speed with / without load		Normal/quick: 1/3" and 1" per pump	2"/2.75" per sec.	2"/2.75" per sec	2.75" per sec./4.75" per sec.	
Lowering speed with / without load		Max. 2" per sec./ Max. 2.8" per sec.	4.75" per sec./ 2" per sec	4.75" per sec./ 2" per sec	4.75" per sec./2.75" per sec.	
Weight in kg (no battery)		838 lbs	904 lbs	904 lbs	1059 lbs	1070 lbs

* tests show that 67° are enough.

** speed control electronically variable.



SPECIFICATIONS - REEL LIFTER

PRODUCT (measured in inch)		RL 500
Capacity in lbs		1100 lbs
Reel diameter	R _{dia}	max. 50
Reel width		max. 20.5
Lifting height	h ₃	31.5
Overall height	h ₄	46
Lowered height	h ₁₃	10
Lifted height	h ₁₃ +h ₃	41.35
Leg height	h	3.25
Fork span	b ₅	4-20.5
Overall width	b ₁	28.35
Width between legs	b ₄	21.65
Fork width	e	10.6
Fork length	l	25.75
Run-in length	l _x	29.5
Overall length	l ₁	44.25
Ground clearance	m ₂	1.15
Turning angle		200°
Fork wheel		Ø3.25x2.36
Steering wheel		Ø7.75x2
Weight in kg		203 lbs



Quality **Ergonomic** Lifting Equipment

Logitrans US Inc

(888) 345-1270

sales@logitrans.com

www.logitrans.com

